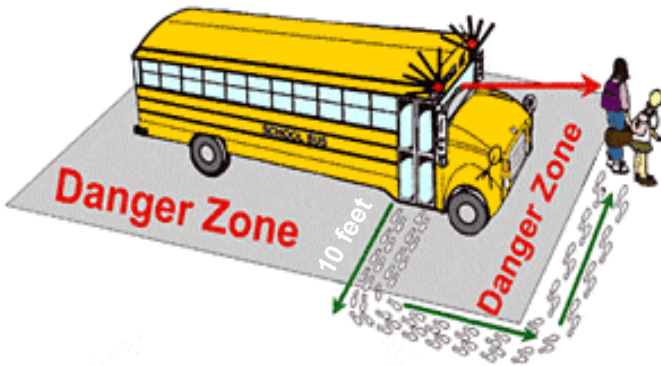


THE SCHOOL BUS SAFETY ZONE

What is the danger zone? It is the area surrounding the bus where children are hard to be seen and are in the most danger of being hit.

Children should stay at least 10 feet away from the bus (or as far away as they can) at all times.

Children should never walk behind the bus.



The **Danger Zone** is an area 10 feet all the way around the bus. Students should stay out of this area at all times except when getting on or off the bus, and then they should walk at a right angle going to or from the door.

SCDE January 2016

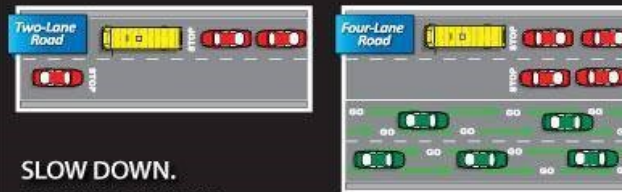
THE SCHOOL BUS HAS STOPPED!



STOP ARM VIOLATIONS:

IT'S NOT ABOUT THE \$1,000+ FINE OR THE 6 POINTS AGAINST YOUR DRIVER'S LICENSE...IT'S ALL ABOUT SAVING LIVES...OUR CHILD'S LIFE, MY CHILD'S LIFE, YOUR CHILD'S LIFE, YOUR LIFE...

Do you know when to stop for a school bus?



**SLOW DOWN.
PREPARE TO STOP.
ALWAYS LOOK FOR CHILDREN.**


The South Carolina Department of Education does not discriminate on the basis of race, color, religion, national origin, age, sex, or disability in admission to, treatment in, or employment in its programs and activities. Inquiries regarding the nondiscrimination policies should be made to the Employee Relations Manager, 1429 Senate Street, Columbia, South Carolina 29201, (803-734-8781). For further information on federal non-discrimination regulations, including Title IX, contact the Assistant Secretary for Civil Rights at OCR.DC@ed.gov or call 1(800)421-3481.

SCDE

SCHOOL BUS SAFETY AND AWARENESS

A REMINDER TO PARENTS

Keeping it REAL...Keeping them Safe!



**SC Department of Education
Office of Transportation
1429 Senate Street
Rutledge Building Room 1104
Columbia, SC 29201**

For more information call:

Richard Podmore, Director of Safety and Information
(803)734-8245 Email rpodmore@ed.sc.gov

or
Lt. C.M. McLeod, Safety Coordinator
(803)734-3485 Email cherrymc@ed.sc.gov

SAFETY...STARTS AT HOME



A REMINDER TO PARENTS

As parents, you are an important part of a total safety program for children who travel by school bus. Children need to learn to be safe pedestrians as they walk to and from the bus as well as to be safe riders when they're on the bus.

Getting Ready for School

Before they go to bed, have your children put everything they carry in a backpack or school bag so that they won't drop things along the way.

Make sure they leave home on time so that they can walk to the bus stop and arrive before the bus is due. Running can be dangerous.

Walking to the Bus Stop

Go to the bus stop with a young child and have older children walk in groups. There's safety in numbers because groups are easier for drivers to see.

Walking to the Bus Stop

Don't let pre-school children or pets go with your school child. They can be in danger near traffic.

Practice good pedestrian behavior along the way:

- ◆ Walk on the sidewalk if there is one. If there is no sidewalk, stay out of the street if at all possible.
- ◆ Wear light colored clothing (reflective accessories are a plus)
- ◆ If you must walk in the street, walk single file, face traffic, and stay as close to the edge of the road as you can.
- ◆ Stop and look left, right and then left again if you must cross a street. Do the same thing at the driveways and alleys. When teaching your child how to walk safely, exaggerate your head turns and "narrate" your actions so that your child knows you are looking left, right, and left.



NOTE: EVEN IF YOUR CHILDREN DON'T RIDE A SCHOOL BUS TO AND FROM SCHOOL, THEY MAY RIDE THE BUS ON A FIELD TRIP.

Waiting at the Bus Stop

Don't let your child play running games or push or shove at the bus stop. It is too dangerous near traffic.

Make sure your child stands at least 10 feet (5 giant steps) from the road while waiting for the bus. The child will then be out of the way of traffic. Have younger children practice taking giant steps to become familiar with what 10 feet means. And have older children estimate how far 10 feet are from various objects.

Getting on and off Bus

Make sure children stay at least 10 feet away from the bus until the driver says it's okay to enter. Children will then be able to see the driver and the driver can see them.

Teach your children to secure loose drawstrings and other objects that may get caught in the door or handrail as they are getting off the bus.

SECTION 59-67-415. Parental responsibility for safe and timely arrival of children to and from bus stop.

Parents or guardians are responsible for the safety, conduct, and the timely arrival of their children to, from, and at the designated school bus stop before the arrival of the school bus for pick up and transport to school and the timely departure of the children after the school bus leaves the designated school bus stop after transporting the children from school. For purposes of this section, the phrase "arrival of the school bus" includes the time that the school bus assigned to the school bus stop activates the required pedestrian safety devices, stops, and loads or unloads students until the school bus deactivates all pedestrian safety devices.